

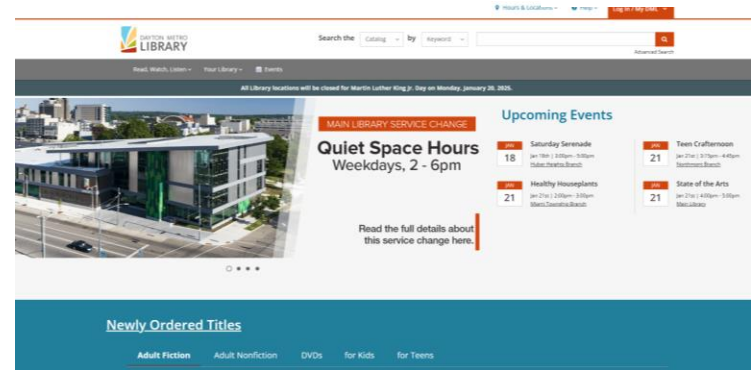


DAYTON
METRO
LIBRARY

I'm Going to the Electra C. Doren Branch
of the Dayton Metro Library

Before I go to the Library

- I can check the website at DaytonMetroLibrary.org for more information.
- If I find information online, I can print it and bring it with me.
- I can call the Library if I have questions at this number: 937.463.2665.



How to Get to the Library

- The Library's address is 701 Troy Street, Dayton, Ohio, 45404 ([map](#))
- Before I go, I can look up driving directions on my phone or online.
- If I am taking the bus, I can look up the routes and times online or on the Metro Transit app.
- I can park on the side of the street or in the parking lot across the street.

I will go to the front of the Library.
It looks like this:



This is Dayton Metro Library's smallest Branch.



The Library has two “Ask Me Desks” with friendly Library staff who will say “Hello” to me.



The Lower Ask Me Desk is behind the self-checkout.



High Ask Me Desk


This is how I will know if someone works at the Library.
If I need help, I will look for someone wearing an orange lanyard like this.



This is where I can return things I borrowed from the Library.



Outside when we are closed.



Inside when we are open.

This is the Children's Area. It has lots of books, toys, and activities for kids!



There are lots of toys to play with and a train I can sit on.



I can attend a children's program in one of these locations:



Play area



Children's tall table



Conference Room

I can play on the computers.




I can release my prints at the print release station in the adult computer area.

There is also an assistive computer with a large keyboard, trackball, and helpful software in case I have trouble seeing, reading, or need a sign language interpreter to make a phone call.




Print Release Station



Assistive Computer

If I want to look up items to borrow, I can use the Public Access Catalog or any other computer.



I can ask for help at one of the Ask Me desks.



Lower Ask Me Desk
(behind the self-checkout)



Tall Ask Me Desk

If I need to go to the bathroom I can go here:



I will ask a staff member to unlock the door for me.

I can visit the teen area for teen programs and books.



I can use the PS5 if it is available.



I can find DVDs, CDs, and Audio Books here.



I can find my holds here.



If I feel overwhelmed, I can go use sensory items or ask a staff member for help.




Other items are available at the Ask Me Desk.

I can go outside and sit on the beautiful patio.



I can use my library card at the self check-out machine to check out items I want to borrow.



These are security gates. Sometimes they make a loud noise when people walk through them. If it makes a loud noise when I walk through it, I can go to the Ask Me Desk for help.



I finished visiting the Library. I will come back soon!

